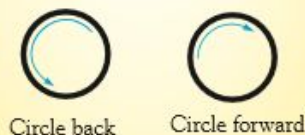



SUPERKIDS® LETTER FORMATION GUIDE

Ice Cream Lines in Skills Books and on Ice Cream Paper provide a fun way to help children distinguish between top, middle, and bottom during handwriting instruction and practice. The top line is the strawberry line, the middle is the vanilla line, and the bottom is the chocolate line.

Handwriting Basic Strokes

All manuscript letters are composed of combinations of four basic lines, or strokes—vertical, horizontal, circle, and diagonal. Familiarize yourself with the stroke names and descriptions so you can provide children with clear, consistent language when teaching them to write the letters of the alphabet.



Uppercase and Lowercase Letters



Uppercase A—Touch the strawberry line; **slant left** to the chocolate line. **Lift**. Touch the strawberry line; **slant right** to the chocolate line. **Lift**. Touch the vanilla line; **slide right**.

Lowercase a—Touch below the vanilla line; **circle back** all the way around. **Push up straight** to the vanilla line. **Pull down straight** to the chocolate line.



Uppercase B—Touch the strawberry line; **pull down straight** to the chocolate line. **Lift**. Touch the strawberry line; **slide right**; **curve forward** to the vanilla line; **slide left**. **Slide right**; **curve forward** to the chocolate line. **Slide left**.

Lowercase b—Touch the strawberry line; **pull down straight** to the chocolate line. **Push up**; **circle forward** all the way around.



Uppercase C—Touch below the strawberry line; **circle back**, ending above the chocolate line.

Lowercase c—Touch below the vanilla line; **circle back**, ending above the chocolate line.



Uppercase D—Touch the strawberry line; **pull down straight** to the chocolate line. **Lift**. Touch the strawberry line; **slide right**; **curve forward** to the chocolate line; **slide left**.

Lowercase d—Touch below the vanilla line; **circle back** all the way around. **Push up straight** to the strawberry line. **Pull down straight** to the chocolate line.

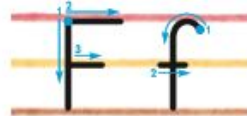
Uppercase E—Touch the strawberry line; **pull down straight** to the chocolate line. **Lift**. Touch the strawberry line; **slide right**. **Lift**. Touch the vanilla line; **slide right**. Stop short. **Lift**. Touch the chocolate line; **slide right**.



Lowercase e—Touch halfway between the vanilla line and chocolate line; **slide right**; **circle back**, ending above the chocolate line.

Uppercase F—Touch the strawberry line; **pull down straight** to the chocolate line. **Lift**. Touch the strawberry line; **slide right**. **Lift**. Touch the vanilla line; **slide right**. Stop short.

Lowercase f—Touch below the strawberry line; **curve back**; **pull down straight** to the chocolate line. **Lift**. Touch the vanilla line; **slide right**.



Lowercase f—Touch below the strawberry line; **curve back**; **pull down straight** to the chocolate line. **Lift**. Touch the vanilla line; **slide right**.

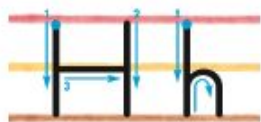
Uppercase F—Touch the strawberry line; **pull down straight** to the chocolate line. **Lift**. Touch the strawberry line; **slide right**. **Lift**. Touch the vanilla line; **slide right**. Stop short.

Lowercase f—Touch below the strawberry line; **curve back**; **pull down straight** to the chocolate line. **Lift**. Touch the vanilla line; **slide right**.



Uppercase G—Touch below the strawberry line; **circle back**, ending at the vanilla line. **Slide left**.

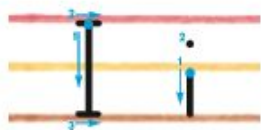
Lowercase g—Touch below the vanilla line; **circle back** all the way around. **Push up straight** to the vanilla line. **Pull down straight** past the chocolate line; **curve back**.



Uppercase H—Touch the strawberry line; **pull down straight** to the chocolate line. **Lift**.

Move to the right and touch the strawberry line; **pull down straight** to the chocolate line. **Lift**. Move to the left and touch the vanilla line; **slide right**.

Lowercase h—Touch the strawberry line; **pull down straight** to the chocolate line. **Push up**; **curve forward**; **pull down straight** to the chocolate line.



Uppercase I—Touch the strawberry line; **pull down straight** to the chocolate line. **Lift**.

Touch the strawberry line; **slide right**. **Lift**. Touch the chocolate line; **slide right**.

Lowercase i—Touch the vanilla line; **pull down straight** to the chocolate line. **Lift**. **Dot**.



Uppercase J—Touch the strawberry line; **pull down straight**; **curve back**. **Lift**. Touch the strawberry line; **slide right**.

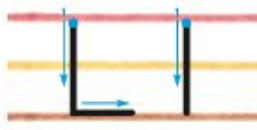
Lowercase j—Touch the vanilla line; **pull down straight** past the chocolate line; **curve back**. **Lift**. **Dot**.



Uppercase K—Touch the strawberry line; **pull down straight** to the chocolate line. **Lift**.

Move to the right and touch the strawberry line; **slant left** to the vanilla line. **Slant right** to the chocolate line.

Lowercase k—Touch the strawberry line; **pull down straight** to the chocolate line. **Lift**. Move to the right and touch the vanilla line; **slant left**. **Slant right** to the chocolate line.



Uppercase L—Touch the strawberry line; **pull down straight** to the chocolate line. **Slide right**.

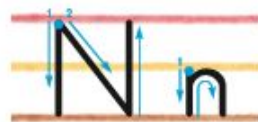
Lowercase l—Touch the strawberry line; **pull down straight** to the chocolate line.



Uppercase M—Touch the strawberry line; **pull down straight** to the chocolate line. **Lift**.

Touch the strawberry line; **slant right** to the chocolate line. **Slant up** to the strawberry line. **Pull down straight** to the chocolate line.

Lowercase m—Touch the vanilla line; **pull down straight** to the chocolate line. **Push up**; **curve forward**; **pull down straight** to the chocolate line. **Push up**; **curve forward**; **pull down straight** to the chocolate line.



Uppercase N—Touch the strawberry line; **pull down straight** to the chocolate line. **Lift**.

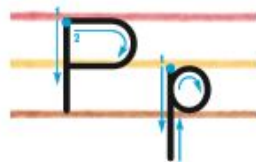
Touch the strawberry line; **slant right** to the chocolate line. **Push up straight** to the strawberry line.

Lowercase n—Touch the vanilla line; **pull down straight** to the chocolate line. **Push up**; **curve forward**; **pull down straight** to the chocolate line.



Uppercase O—Touch below the strawberry line; **circle back** all the way around.

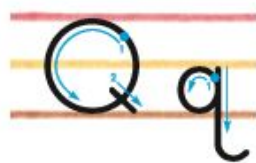
Lowercase o—Touch below the vanilla line; **circle back** all the way around.



Uppercase P—Touch the strawberry line; **pull down straight** to the chocolate line. **Lift.** Touch the strawberry

line; **slide right**; **curve forward** to the vanilla line; **slide left.**

Lowercase p—Touch the vanilla line; **pull down straight** past the chocolate line. **Push up**; **circle forward** all the way around.



Uppercase Q—Touch below the strawberry line; **circle back** all the way around. **Lift.** **Slant right** to the chocolate line.

Lowercase q—Touch below the vanilla line; **circle back** all the way around. **Push up straight** to the vanilla line. **Pull down straight** through the chocolate line; **curve forward.**



Uppercase R—Touch the strawberry line; **pull down straight** to the chocolate line. **Lift.**

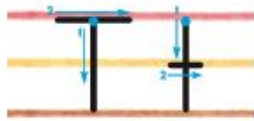
Touch the strawberry line; **slide right**; **curve forward** to the vanilla line; **slide left.** **Slant right** to the chocolate line.

Lowercase r—Touch the vanilla line; **pull down straight** to the chocolate line. **Push up**; **curve forward.**



Uppercase S—Touch below the strawberry line; **curve back**; **curve forward**, ending above the chocolate line.

Lowercase s—Touch below the vanilla line; **curve back**; **curve forward**, ending above the chocolate line.



Uppercase T—Touch the strawberry line; **pull down straight** to the chocolate line. **Lift.**

Touch the strawberry line; **slide right.**

Lowercase t—Touch the strawberry line; **pull down straight** to the chocolate line. **Lift.** Touch the vanilla line; **slide right.**



Uppercase U—Touch the strawberry line; **pull down straight**; **curve forward**; **push up** to the strawberry line.

Lowercase u—Touch the vanilla line; **pull down straight** to the chocolate line. **Pull down straight** to the chocolate line.



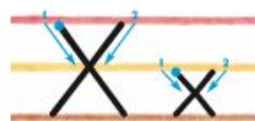
Uppercase V—Touch the strawberry line; **slant right** to the chocolate line. **Slant up** to the strawberry line.

Lowercase v—Touch the vanilla line; **slant right** to the chocolate line. **Slant up** to the vanilla line.



Uppercase W—Touch the strawberry line; **slant right** to the chocolate line. **Slant up** to the strawberry line. **Slant right** to the chocolate line. **Slant up** to the strawberry line.

Lowercase w—Touch the vanilla line; **slant right** to the chocolate line. **Slant up** to the strawberry line. **Slant right** to the chocolate line. **Slant up** to the vanilla line.



Uppercase X—Touch the strawberry line; **slant right** to the chocolate line. **Lift.** Move to the right and touch the strawberry line; **slant left** to the chocolate line.

Lowercase x—Touch the vanilla line; **slant right** to the chocolate line. **Lift.** Move to the right and touch the vanilla line; **slant left** to the chocolate line.



Uppercase Y—Touch the strawberry line; **slant right** to the vanilla line. **Lift.** Move to the right and touch the strawberry

line; **slant left** to the vanilla line. **Pull down straight** to the chocolate line.

Lowercase y—Touch the vanilla line; **slant right** to the chocolate line. **Lift.** Move to the right and touch the vanilla line; **slant left** past the chocolate line.



Uppercase Z—Touch the strawberry line; **slide right.** **Slant left** to the chocolate line. **Slide right.**

Lowercase z—Touch the vanilla line; **slide right.** **Slant left** to the chocolate line. **Slide right.**

Punctuation Marks

You can use the following descriptions to support children who might benefit from explicit instruction in forming punctuation marks.




Period—Dot on the chocolate line.

Question Mark—Touch below the strawberry line; **curve forward** to the vanilla line; **pull down straight**, ending above the chocolate line. **Lift.** Dot on the chocolate line.

Exclamation Mark—Touch the strawberry line; **pull down straight**, ending above the chocolate line. **Lift.** Dot on the chocolate line.

Comma—Dot on the chocolate line; **curve forward.**



Apostrophe—Dot on the strawberry line; **curve forward.**

Quotation Marks

Opening—Dot on the strawberry line; **curve back.** **Lift.** Dot on the strawberry line; **curve back.**

Closing—Dot on the strawberry line; **curve forward.** **Lift.** Dot on the strawberry line; **curve forward.**